

EPA Certification Test Report

The following models are EPA certified under the following attached test report: **CI2700/HI500**

	<u>Model #</u>
Wood Stoves	N/A
Wood Inserts	CI2700/HI500
Wood Fireplaces	N/A
Pellet Stoves	N/A
Pellet Inserts	N/A

Full US Environmental Protection Agency (“EPA”) certification test reports have been reported to the EPA. Test reports may contain sensitive, confidential business information which has specifically excluded and/or redacted from this publicly posted test report.

Fireplace Products International, Ltd.

Project # 18-447

Model: CI2700

AKA: HI500

Type: Catalytic Wood-Fired
Fireplace Insert

February 5, 2019

**ASTM E3053 Standard Test
Method for Determining
Particulate Matter Emissions from
Wood Heaters Using Cordwood
Test Fuel (EPA ALT-125)**

Contact: Mr. Dave Lal
6988 Venture Street
Delta, BC V4G 1H4
Canada
dlal@regency-fire.com
(604)-946-5155

Prepared by: Sebastian Button,
Laboratory Supervisor



**11785 SE Highway 212 – Suite 305
Clackamas, OR 97015-9050
(503) 650-0088**

WWW.PFSTECO.COM

This page intentionally left blank.

Contents

Affidavit	3
Introduction	4
Notes	4
Wood Heater Identification and Testing	5
Test Procedures and Equipment	6
Results	7
Summary Table	7
Test Run Narrative	8
Run 1	8
Run 2	8
Run 3	8
Test Conditions Summary	9
Appliance Operation and Test Settings	9
Settings & Run Notes	9
Appliance Description	10
Test Fuel Properties	13
Sampling Locations and Descriptions	14
Sample Points	14
Sampling Methods	15
Analytical Methods Description	15
Calibration, Quality Control and Assurances	15
Appliance Sealing and Storage	15
Sealing Label	15
Sealed Unit	16
List of Appendices	17

Affidavit

PFS-TECO was contracted by Fireplace Products International Ltd. (FPI) to provide testing services for the CI2700 Catalytic Wood-Fired Room Heater per ASTM E3053, *Standard Test Method for Determining Particulate Matter Emissions from Wood Heaters Using Cordwood Test Fuel*, which was approved for use under EPA ALT-125. All testing and associated procedures were conducted at PFS-TECO's Portland Laboratory beginning on 1/28/2019 and ending on 1/30/2019. PFS-TECO's Portland Laboratory is located at 11785 SE Highway 212 – Suite 305, Clackamas, Oregon 97015. Testing procedures followed ASTM E3053 with the exception of caveats described in EPA ALT-125. Particulate sampling was performed per ASTM E2515, *Standard Test Method for Determination of Particulate Matter Emissions Collected by a Dilution Tunnel*, with the exception of caveats described in EPA ALT-125. A copy of EPA ALT-125 is included in Appendix A for reference, as required by the approval letter.

PFS-TECO is accredited by the U.S. Environmental Protection Agency for the certification and auditing of wood heaters pursuant to subpart AAA of 40 CFR Part 60, New Source Performance Standards for Residential Wood Heaters and subpart QQQQ of 40 CFR Part 60, Standards of Performance for New Hydronic Heaters and Forced Air Furnaces, Methods 28R, 28WHH, 28 WHH-PTS, and all methods listed in Sections 60.534 and 60.5476. PFS-TECO holds EPA Accreditation Certificate Numbers 4 and 4M (mobile). PFS-TECO is accredited by IAS to ISO 17020:2012 "Criteria for Bodies Performing Inspections", and ISO 17025:2005 "Requirements for Testing Laboratories." PFS-TECO is also accredited by Standards Council of Canada to ISO 17065:2012 "Requirements for Bodies Operating Product Certification Systems."

The following people were associated with the testing, analysis and report writing associated with this project.



Sebastian Button, Laboratory Supervisor

Introduction

FPI-Regency Fireplaces Products of Delta, BC, contracted with PFS-TECO to perform EPA certification testing on CI2700 Catalytic Wood-Fired Room Heater. All testing was performed at PFS-TECO's Portland Laboratory. Testing was performed by Mr. Sebastian Button.

Notes

- Prior to start of testing, 50 hours of conditioning was performed per ASTM E3053.
- Prior to start of testing, the dilution tunnel was cleaned with a steel brush.
- Front filters were changed on sample train A at one hour for all 3 test runs.
- A total of 3 test runs were performed in accordance with ASTM E3053, no anomalies occurred, no additional tests performed, see Run Narrative section for further detail on each run.

Wood Heater Identification and Testing

- Appliance Tested: **CI2700**
- Serial Number: **Un-serialized Prototype – PFS Tracking Number 0020**
- Manufacturer: **FPI-Regency Fireplace Products**
- Catalyst: **Yes**
- Heat exchange blower: **Optional**
- Type: **Wood Stove**
- Style: **Insert**
- Date Received: **Thursday, January 24, 2019**
- Wood Heater Aging: **November 12, 2018 - November 20, 2018**
- Testing Period – Start: **Monday, January 28, 2019** Finish: **Wednesday, January 30, 2019**
- Test Location: **PFS-TECO Portland Laboratory, 11785 SE HWY 212 - Suite 305, Clackamas, OR 97015**
- Elevation: **≈131 Feet above sea level**
- Test Technician(s): **Sebastian Button**

Test Procedures and Equipment

All Sampling and analytical procedures were performed by Sebastian Button. All procedures used are directly from ASTM E3053 and ASTM E2515. See the list below for equipment used. See Appendix C submitted with this report for calibration data.

Equipment List:

Equipment ID#	Equipment Description
041	Rice Lake 3'x3' floor scale w/digital weight indicator
050	Digiweigh DWP12i Platform Scale
053	APEX XC-60 Digital Emissions Sampling Box A
054	APEX XC-60 Digital Emissions Sampling Box B
055	APEX Ambient sampling box
057	California Analytical ZRE CO2/CO/O2 IR ANALYZER
064	Digital Barometer
109A/B	Troemner 100mg/200mg Audit Weights
107	Sartorius Analytical Balance
051	10 lb audit weight
090	Dewalt Tape Measure
092	Digital Calipers
095	Anemometer
111	Microtector
115	Delmhorst Wood Moisture Meter
CC700832	Gas Analyzer Calibration Span Gas
CC170624	Gas Analyzer Calibration Mid Gas

Results

The weighted average emissions rate for the 3 run test series was measured to be **1.34 g/hr** with a Higher Heating Value efficiency of **73.7%**. The average CO emission rate for the 3 tests was **1.19 g/min**. The FPI CI2700 Catalytic Wood-Fired Room Heater meets the 2020 cordwood PM emission standard of ≤ 2.5 g/hr per CFR 40 part 60, §60.532 (c).

Detailed individual run data can be found in Appendix A submitted with this report.

Summary Table

	High Fire Test	Low Fire Test	Medium Fire Test
Date	1/28/2019	1/29/2019	1/30/2019
Run Number	1	2	3
PM Emission Rate (g/hr)	3.28	0.54	1.17
Burn Rate (kg/hr)	2.17	0.57	1.31
Heat Output (BTU/hr)	29,511	8,292	17,857
HHV Efficiency (%)	70.5	76.9	72.1
LHV Efficiency (%)	75.4	82.3	77.1
CO Emissions (g/MJ output)	1.43	5.82	5.62
CO Emissions (g/kg dry fuel)	20.17	89.31	80.92
CO Emissions (g/min)	0.74	0.85	1.76
First Hour Emission Rate (g/hr)	6.47	4.40	4.27
Weighting Factor (%)	20	40	40
Weighted particulate emission average of 3 test runs: 1.34 grams per hour.			
Weighted average HHV efficiency of 3 test runs: 73.7%.			
Average CO emission rate for 3 test runs: 1.19 grams per minute			

Test Run Narrative

Run 1

Run 1 was performed on 1/28/2019 as a high fire test run per ASTM E3053. Emissions sampling began from a cold start ignition of kindling and start-up fuel. The test fuel load was loaded 48 minutes into the test. Testing was completed when 90% of the test fuel load was consumed. Total test time was 215 minutes, main test fuel load burn time was 167 min. The particulate emissions rate from kindling ignition to test completion was 3.28 g/hr. The burn rate of the test fuel load was 2.17 kg/hr. The main test load portion of the run had an overall HHV efficiency of 70.5%. The train A front filter was changed at 1 hr. All test results were appropriate and valid. There were no anomalies and all test criteria were met.

Run 2

Run 2 was performed on 1/29/2019 as a low fire test run per ASTM E3053. The overall test duration was 849 minutes. The burn rate for the test run was 0.57 kg/hr. The particulate emissions rate for the test run was 0.54 g/hr. The run had an overall HHV efficiency of 76.9%. The train A front filter was changed at 1 hr. All test results were appropriate and valid. There were no anomalies and all test criteria were met.

Run 3

Run 3 was performed on 1/30/2019 as a medium fire test run per ASTM E3053. The overall test duration was 360 minutes. The burn rate for the test run was 1.31 kg/hr, therefore the medium fire category requirements were met, less than the mid-point of the high and low burn rates (1.37 kg/hr). The particulate emissions rate for the test run was 1.17 g/hr. The run had an overall HHV efficiency of 72.1%. The train A front filter was changed at 1 hr. There were no anomalies and all criteria were met.

Test Conditions Summary

Testing conditions for all runs fell within allowable specifications of ASTM E3053 and ASTM E2515. A summary of facility conditions, fuel burned, and run times is listed below.

Runs	Ambient (°F)		Relative Humidity (%)		Average Barometric Pressure (In. Hg.)	Preburn Fuel Weight (lbs)	Test Fuel Weight (lbs)	Test Fuel Moisture (%DB)	Test Run Time (Min)
	Pre	Post	Pre	Post					
1	65	69	24.9	20.6	30.11	8.05 ¹	18.63	21.6	215 ²
2	70	65	21.9	19.3	29.95	17.57	21.74	21.5	849
3	70	69	20.7	23.7	29.84	17.68	21.08	22.0	360

¹This is the weight of the kindling and startup fuel

²Total test time was 215 min, high fire test load burn duration was 167 min.

Appliance Operation and Test Settings

The appliance was operated according to procedures as described in the Operations Manual, found in Appendix B submitted with this report. Detailed run information can be found in Appendix A submitted with this report.

Settings & Run Notes

	Pre-Burn Air Setting	Test Run Air and Fan Settings
Run 1	N/A – Cold Start Ignition	Air control set to high fire test setting (3.682 in ² opening), blower off for first 20 min, then set to high.
Run 2	Air control set to High Fire Setting in accordance with ASTM E3053	Air control set to low fire test setting (0.547 in ² opening), blower off for first 20 min, then set to high.
Run 3	Air control set to High Fire Setting in accordance with ASTM E3053	Air control set to medium fire test setting (0.942 in ² opening), blower off for first 20 min, then set to high.

Appliance Description

Model(s): CI2700

Additional Models Discussion: In addition to the CI2700, the manufacturer also offers the model HI500, which is identical in firebox construction and air intake/control. The difference between the two models is that the CI2700 faceplate is made from steel, while the HI500 face plate is cast-iron, giving the appliance a different aesthetic. The difference between the two models is not expected to cause the appliance to exceed the required emissions limit.

Appliance Type: Catalytic Wood-Fired Fireplace Insert Heater

Firebox Volume: 1.83 ft³

Air Introduction System: Primary Air enters the firebox from the front bottom of the appliance and is channeled up the sides on the appliance and down through the air wash, as well as through a pilot air opening in the front of the firebox. Primary air is controlled via a damper arm located below the ashlip which moves left (open) to right (closed). Secondary air is pulled through a fixed opening in the rear sides of the appliance and channeled up through a single secondary air tube. Dimensions on all these features can be found in Appendix D.

Bypass: The combustor bypass plate is located at the top/rear of the firebox and is operated via a control arm on the front of the stove above the door. When engaged, flue gases are forced to the front of the firebox and up through the combustor. When open, the flue gases exhaust straight up the flue through a 7.5" x 2.5" opening.

Flue Outlet: 6-inch exhaust outlet located on the top of the appliance.

Catalytic Combustor: 3, 2.28" x 6.030" x 3" 16 cell ceramic substrate Applied Ceramics combustors are located at the top of the firebox, above the secondary tubes. A catalyst temperature probe is provided with the appliance to monitor exit temperatures within 1" of the combustor.

Fan: The CI2700 is optionally offered with a convection fan that attached to the bottom front of the appliance.

Appliance design drawings can be found in Appendix D submitted with the CBI copy of this report.

Appliance Front



Appliance Left



Appliance Right




Appliance Rear




Test Fuel Properties

Test fuel used was Maple cordwood, split and air-dried to the specified moisture content range. Typical fuel loads are pictured below:


Typical Kindling Load




Typical Startup Load



Typical High Fire Load




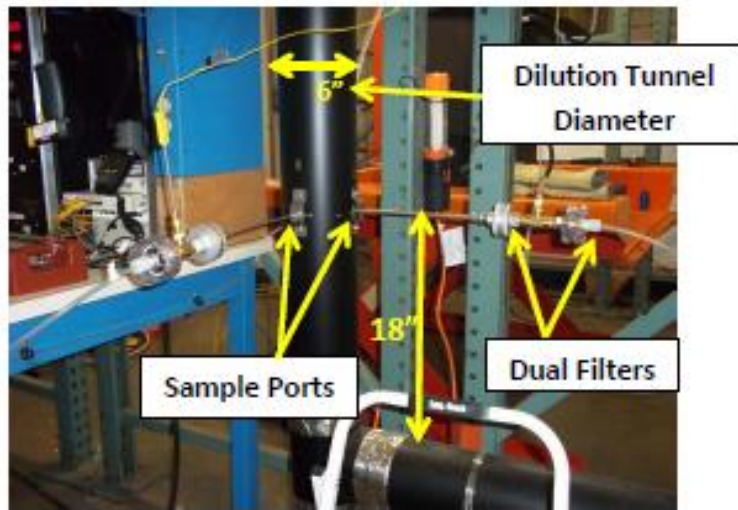
Typical Low Fire Load



Sampling Locations and Descriptions

Sample ports are located 16.5 feet downstream from any disturbances and 1 foot upstream from any disturbances. Flow rate traverse data was collected 12 feet downstream from any disturbances and 5.5 feet upstream from any disturbances. (See below).

Sample Points



Sampling Methods

ASTM E2515 was used in collecting particulate samples. The dilution tunnel is 6 inches in diameter. All sampling conditions per ASTM E2515 were followed. No alternate procedures were used with the exception of caveats described in ALT-125: Pall TX40 Emfab filters were used, filter temperatures were maintained between 80 and 90°F for all tests, filters were weighed in pairs where applicable, and no sampling intervals fell outside of proportional rates of +/- 10%.

Analytical Methods Description

All sample recovery and analysis procedures followed ASTM E2515 procedures. At the end of each test run, filters, O-Rings and probes were removed from their housings, dessicated for a minimum of 24 hours, and then weighed at 6 hour intervals to a constant weight per ASTM E2515-11 Section 10.

Calibration, Quality Control and Assurances

Calibration procedures and results were conducted per EPA Method 28R, ASTM E2515-11 and ASTM E3053. Test method quality control procedures (leak checks, volume meter checks, stratification checks, proportionality results) followed the procedures outlined.

Appliance Sealing and Storage

Upon completion of testing, the appliance was secured with metal strapping and the seal below was applied, the appliance was then returned to the manufacturer's location at: 6988 Venture St, Delta, BC V4G 1H4, Canada, for archival.

Sealing Label

ATTENTION:

THIS SEAL IS NOT TO BE BROKEN WITHOUT PRIOR AUTHORIZATION FROM THE UNITED STATES ENVIRONMENTAL PROTECTION AGENCY.

THIS APPLIANCE HAS BEEN SEALED INACCORDANCE WITH REQUIREMNTS OF 40CFR PART 60 SUBPART AAA §60.535 (a)(2)(vii)


REPORT # _____

DATE SEALED _____

MANUFACTURER _____

MODEL # _____

Sealed Unit



List of Appendices

The following appendices have been submitted electronically in conjunction with this report:

Appendix A – Test Run Data, Technician Notes, Sample Analysis, and Alternate Test Method Approval

Appendix B – Labels and Manuals

Appendix C – Equipment Calibration Records

Appendix D – Design Drawings (CBI Report Only)

Appendix E – Manufacturer QAP (CBI Report Only)